

Ampeg[®]

Opto Comp Analog Optical Compressor

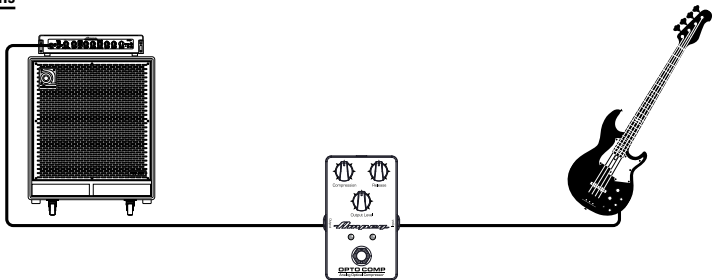
Quick Start Guide

What's in the Box

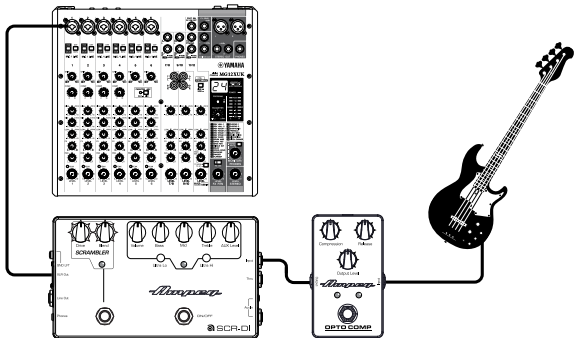
Opto Comp Analog Optical Compressor Pedal, Quick Start Guide.

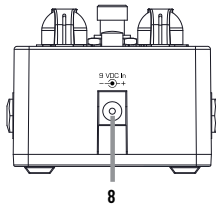
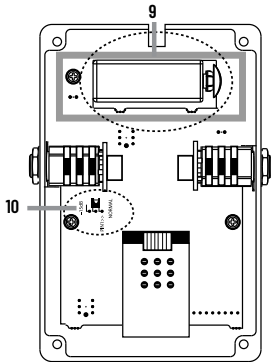
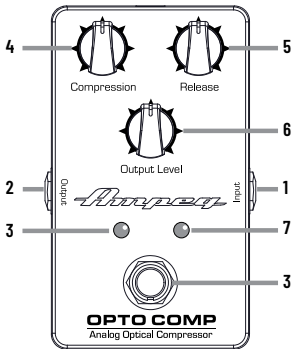
Hookup Diagrams

Standard
Setup



PA/Recording
Setup





Front, Rear, Side and Bottom Panel Descriptions

1. **Input:** Connect a passive or active instrument to this Input jack.
2. **Output:** Feeds the signal to an external power amplifier, mixer, or recording setup.
3. **On/Off Switch:** Turns the pedal on/off. The LED indicates on/off status.
4. **Compression:** Controls the overall amount of compression applied to a signal.
5. **Release:** Determines how long it takes for the compressor to end gain reduction.
6. **Output Level:** Adjusts the overall output level.
7. **Gain Reduction LED:** This LED increases in brightness as gain reduction increases.
8. **Power:** Input socket for optional AC/DC power supply.
9. **Battery (not included):** Provides 9V of power (accessible by removing the four screws on the bottom panel).
10. **Pad:** Reduces input level by 15 dB.

Getting Started

1. Read and understand the included "Important Safety Instructions."
2. Make all initial connections with the power switches OFF on all equipment. Make sure the Master Volume, Level and Gain controls are all the way down.
3. Insert 9V battery or connect optional AC/DC power supply. The Opto Comp Compressor may accept the appropriate voltage as indicated on the rear panel.
4. Connect an instrument to the Input jack with a 1/4" (shielded) instrument cable.
5. While playing the instrument, adjust the Output Level knob to the preferred level.
6. Adjust the Compression and Release knobs to taste.

Technical Specifications

Signal-to-Noise Ratio (100 Hz @ 1.00V RMS)	82 dB
Maximum Gain	+14 dB
Power Requirements	Internal: 9V Battery External: 9V DC, $\geq 25\text{mA}$
Size (H x W x D)	2.2 x 2.6 x 4.5 in 56 x 66 x 114 mm
Weight	0.6 lb / 0.3 kg

All specifications subject to change

© 2019 Yamaha Guitar Group, Inc. All rights reserved.

Ampeg and the Ampeg logo are trademarks or registered trademarks of Yamaha Guitar Group, Inc. in the U.S. and/or other jurisdictions.



WARRANTY AND SUPPORT

Visit WWW.AMPEG.COM to...

- (1) ...identify **WARRANTY** coverage provided in your local market. Please keep your sales receipt in a safe place.
- (2) ...retrieve a full-version, printable **OWNER'S MANUAL** (English only) for your product.
- (3) ...**REGISTER** your product.
- (4) ...**CONTACT** Technical Support, or call 818-575-3600.

www.ampeg.com

Yamaha Guitar Group, Inc.

26580 Agoura Road, Calabasas, CA 91302-1921 USA

Part No. 40-00-0433 Rev. A

